

Informational Accountability Measures

Texas A&M Health Science Center

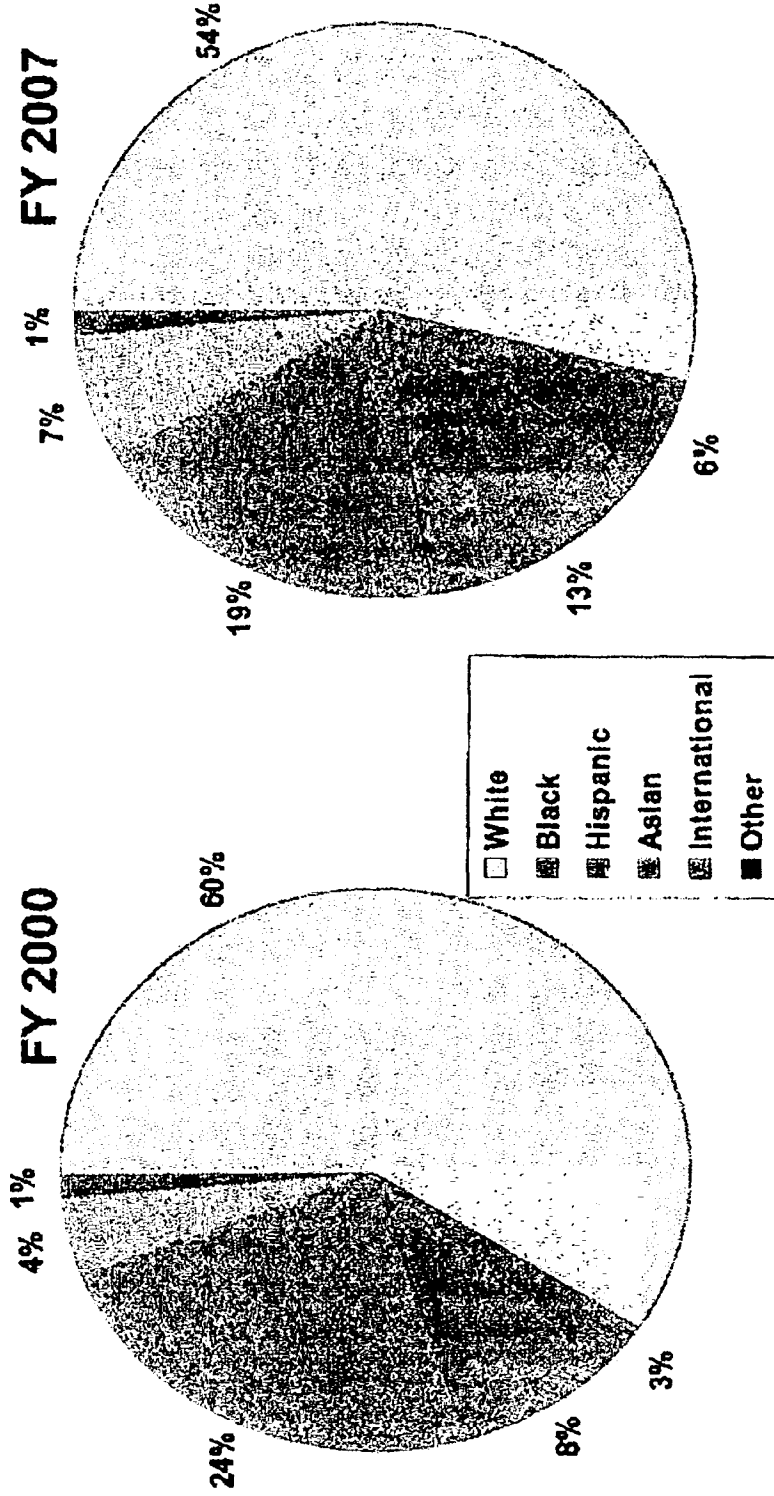
Common Accountability Measures

	FY 2005	FY 2006	Percent Change	Targets for FY 2006	Targets to Actual
Total Headcount Enrollment (Fall 2005 and Fall 2006)	1,170	1,312	12.14%	1,200	112
Total Degrees Awarded	322.00	293.00	-9.01%	330	-37
Total Nursing/Allied Health Degrees	28	29	3.57%	28	1
First-Time Pass Rate Allied Health Professional Exam	100%	96%	-4.00%	90%	6%
First-Time Pass Rate Medical Students Professional Exam	93.50%	96.00%	2.67%	95%	1.00%
First-Time Pass Rate Dental Students Professional Exam	94.3%	95.7%	1.48%	95%	0.70%
Percent of baccalaureate graduates either employed or enrolled in a Texas graduate or professional school within one year of graduation	94%	85%	-9.17%	90%	-5%
Sponsored (Federal) Research Expenditures (in millions)	\$ 32.949	\$ 35.213	6.87%	35.42	\$ (0.2072)
Administrative costs as a percent of operating budget	7.50%	7.70%	2.67%	7.50%	0.20%
Number of Residents in ACGME or AOA Accredited Programs	425	484	13.88%	440	44
External/Federal Research Funded (FY 2005 and FY 2006)	32,949,216	35,213,635	6.87%		

Total Research Expenditures

70,704,945 72,326,559

Our Commitment to Exceptional Education: Student Diversity



Total Student Enrollment: 882

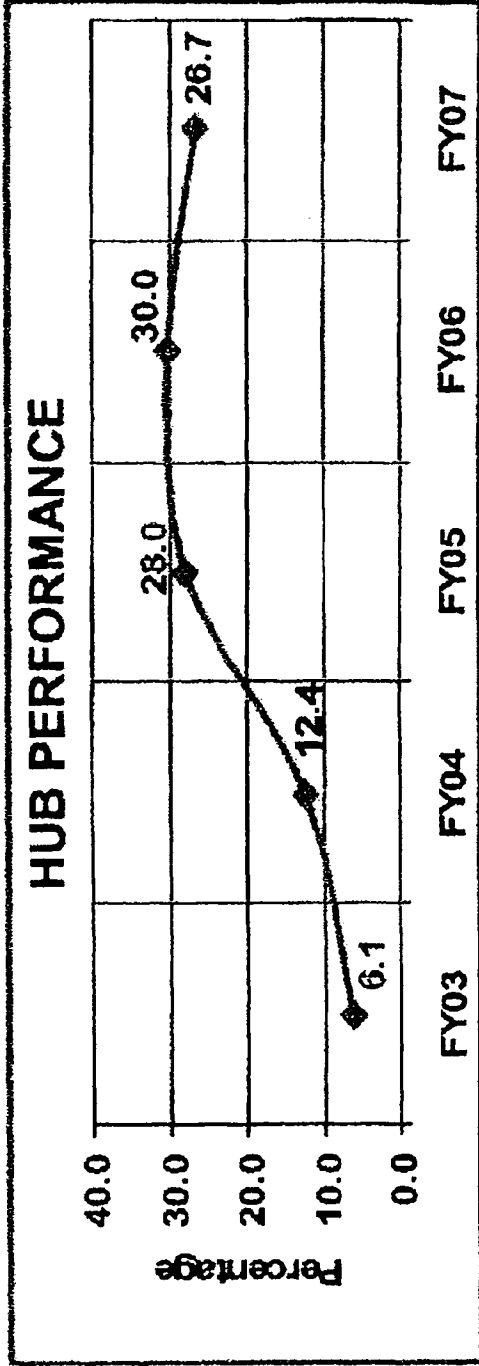
Total Student Enrollment: 1312



HEALTH SCIENCE CENTER

HEALTH SCIENCE CENTER

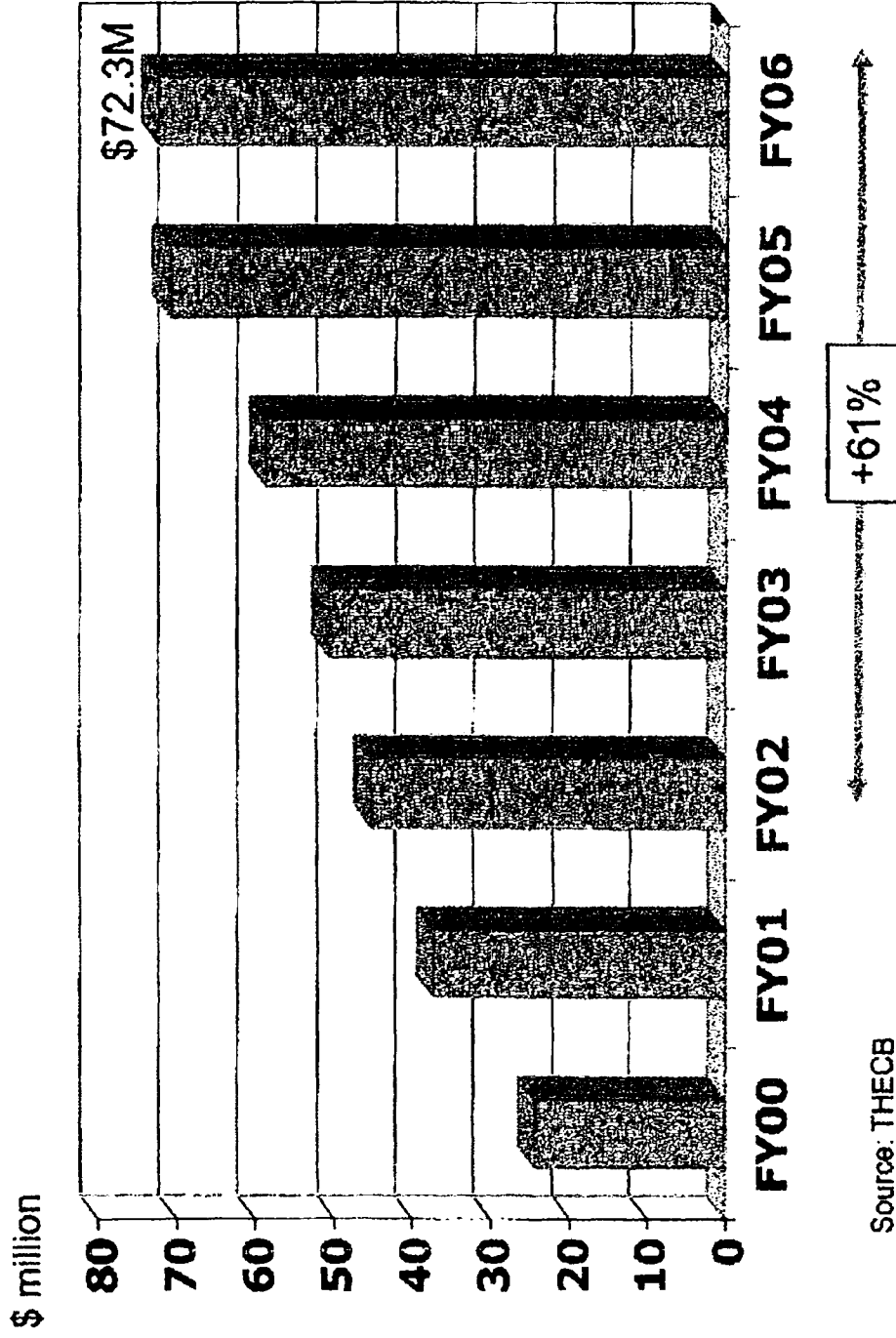
Our Commitment to the State



State Ranking	FY03	FY04	FY05	FY06	FY07
HUB Expenditures					
Health Related Institutions	9	6	1	1	1
Top 25 State Agencies & Academic Institutions	N/A*	N/A	17	15	15

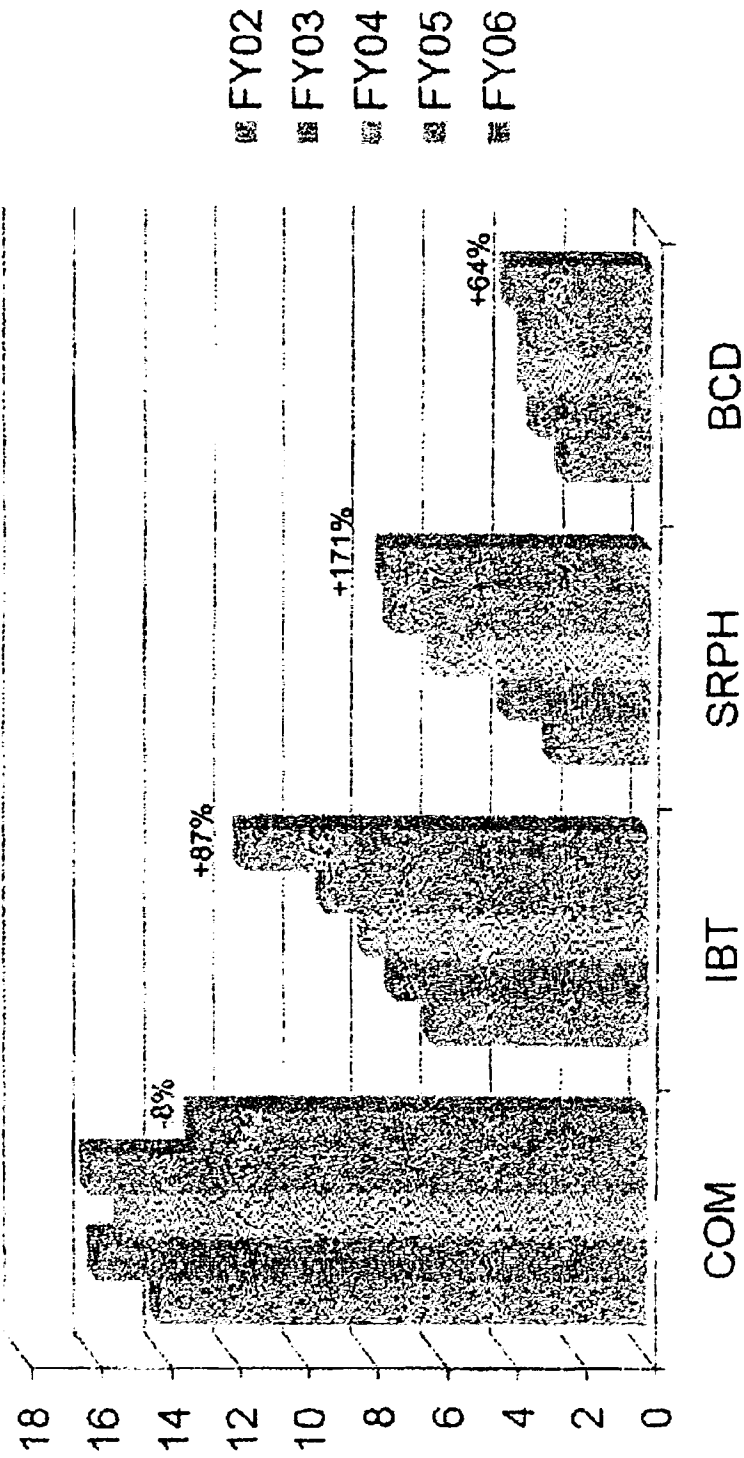
*FY03 HSC ranked 7th worst institution in the State for HUB Expenditures

Total Research Expenditures





External Research Expenditures by Component



Total awards for FY06 = 226